

# View/Print Label

1. **Ensure there are no other shipping or tracking labels attached to your package.** Select the Print button on the print dialogue box that appears. Note: If your browser does not support this function, select Print from the File menu to print the label.

2. **Fold the printed label at the solid line below.** Place the label in a UPS Shipping Pouch. If you do not have a pouch, affix the folded label using clear plastic shipping tape over the entire label.

### 3. GETTING YOUR SHIPMENT TO UPS

#### Customers with a scheduled Pickup




- o Your driver will pickup your shipment(s) as usual.

#### Customers without a scheduled Pickup

- o Schedule a Pickup on ups.com to have a UPS driver pickup all of your packages.
- o Take your package to any location of The UPS Store®, UPS Access Point(TM) location, UPS Drop Box, UPS Customer Center, Staples® or Authorized Shipping Outlet near you. To find the location nearest you, please visit the 'Locations' Quick link at ups.com.

UPS Access Point™	UPS Access Point™
ADVANCE AUTO PARTS STORE 7815	THE UPS STORE
4919 RICHMOND TAPPAHANNOCK	8005 CREIGHTON PKWY
HWY	
AYLETT VA 23009-3427	MECHANICSVILLE VA 23111-4594

FOLD HERE

<p>BRIAN PALMER 9424 PAMUNKEY CREST DR MECHANICSVILLE VA 23111</p> <p><b>SHIP TO:</b> KING ENGINE BEARINGS 9738570705 312 KING ENGINE BEARING 26 OKNER PARKWAY <b>LIVINGSTON NJ 07039</b></p>	<p><b>1 OF 1</b></p> <p><b>2 LBS</b></p>	<p><b>NJ 079 9-44</b></p> 	<p><b>UPS GROUND</b></p> <p>TRACKING #: 1Z 082 663 03 9859 1138</p> 	<p><b>BILLING: P/P</b></p> <p>Reference #1: RGA#3854</p> <p>XCL 20.10.17    NV45 34-0A 10/2020*</p> 
---	--	---	--	---