

## View/Print Label

- 1. Ensure there are no other shipping or tracking labels attached to your package.** Select the Print button on the print dialogue box that appears. Note: If your browser does not support this function, select Print from the File menu to print the label.
- 2. Fold the printed label at the solid line below.** Place the label in a UPS Shipping Pouch. If you do not have a pouch, affix the folded label using clear plastic shipping tape over the entire label.
- 3. GETTING YOUR SHIPMENT TO UPS**

**Customers with a scheduled Pickup**

  - Your driver will pickup your shipment(s) as usual.

**Customers without a scheduled Pickup**




  - Schedule a Pickup on [ups.com](https://www.ups.com) to have a UPS driver pickup all of your packages.
  - Take your package to any location of The UPS Store®, UPS Access Point(TM) location, UPS Drop Box, UPS Customer Center, Staples® or Authorized Shipping Outlet near you. To find the location nearest you, please visit the 'Locations' Quick link at [ups.com](https://www.ups.com).

UPS Access Point™  
 ASHEVILLE POSTAGE EXPRESS  
 22 NEW LEICESTER HWY  
 ASHEVILLE NC

UPS Access Point™  
 THE UPS STORE  
 30 WESTGATE PKWY  
 ASHEVILLE NC

UPS Access Point™  
 UNC ASHEVILLE BOOKSTORE  
 1 UNIVERSITY HTS  
 ASHEVILLE NC

FOLD HERE

HARGROVE 831-578-4245 PATRICK 120 MINK FARM RD LEICESTER NC 28748  <b>SHIP TO:</b> RETURNS - RMA# 300920 8315784245 MOTORSHOP 9 SCOBIE DRIVE <b>NEWBURGH NY 12550</b>	<b>76 LBS</b>  <b>1 OF 1</b>  DWT: 39,22,14 AH	<b>H</b>  <b>NY 125 5-03</b> 	<b>UPS GROUND</b> TRACKING #: 1Z T07 EM5 03 0001 5414  	BILLING: P/P   <small>XX0L19.04.02    NY45 12.04.04/2019</small>
--	---	---	--	--