

UPS Internet Shipping: View/Print Label

1. **Ensure there are no other shipping or tracking labels attached to your package.**
2. **Fold the printed label at the solid line below.** Place the label in a UPS Shipping Pouch. If you do not have a pouch, affix the folded label using clear plastic shipping tape over the entire label.
3. **GETTING YOUR SHIPMENT TO UPS**
Customers with a Daily Pickup
 Your driver will pickup your shipment(s) as usual.

Customers without a Daily Pickup




Schedule a same day or future day Pickup to have a UPS driver pickup all of your Internet Shipping packages.

Hand the package to any UPS driver in your area.

Take your package to any location of The UPS Store®, UPS Access Point™ location, UPS Drop Box, UPS Customer Center, Staples® or Authorized Shipping Outlet near you. Items sent via UPS Return Services(SM) (including via Ground) are also accepted at Drop Boxes.

To find the location nearest you, please visit the 'Find Locations' Quick link at ups.com.

FOLD HERE

JAMES IVON 7165418799 243 KNOX AVE WEST SENECA NY 14224 SHIP TO: ORDER FULFILLMENT 2674680350 ATTN RETURNS 3035 CAMPUS DR. HATFIELD PA 19440	4 LBS RS 1 OF 1	PA 193 9-01 	UPS GROUND TRACKING #: 1Z 4XR 077 90 3712 6483 	 <small>UPS 22.0.11. WNTNVS0 83.0A.12/2019</small> BILLING: P/P DESC: Auto Parts RETURN SERVICE Reference#1: INV 4534131 Reference#2: RMA 225705
---	--	---	--	---