

View/Print Label





- Ensure there are no other shipping or tracking labels attached to your package.** Select the Print button on the print dialogue box that appears. Note: If your browser does not support this function, select Print from the File menu to print the label.
- Fold the printed label at the solid line below.** Place the label in a UPS Shipping Pouch. If you do not have a pouch, affix the folded label using clear plastic shipping tape over the entire label.
- GETTING YOUR SHIPMENT TO UPS**
 - Customers with a scheduled Pickup**
 - Your driver will pickup your shipment(s) as usual.
 - Customers without a scheduled Pickup**
 - Schedule a Pickup on [ups.com](https://www.ups.com) to have a UPS driver pickup all of your packages.
 - Take your package to any location of The UPS Store®, UPS Access Point(TM) location, UPS Drop Box, UPS Customer Center, Staples® or Authorized Shipping Outlet near you. To find the location nearest you, please visit the 'Locations' Quick link at [ups.com](https://www.ups.com).

UPS Access Point™
THE UPS STORE
169 COMMACK RD
COMMACK NY

UPS Access Point™
CVS STORE # 5061
341 COMMACK RD
COMMACK NY

UPS Access Point™
MICHAELS STORE # 8623
50 VETERANS MEMORIAL HWY
COMMACK NY

FOLD HERE

CHRIS HEALY 6313562717 6 JANET LANE COMMACK NY 11725	8 LBS DWT: 12,11,9	1 OF 1
SHIP TO: RA# 14257 18008338946 MOTORSHOP RETURNS 9 SCOBIE DRIVE NEWBURGH NY 12550		
		NY 125 5-03 
UPS GROUND TRACKING #: 1Z TMIH 973 03 2158 4088		
		
BILLING: P/P		Reference #1: RA 14257 <small>XX01 20.01.33 NY45 83.0A.12/2019</small>