

UPS Internet Shipping: View/Print Label

- 1. Ensure there are no other shipping or tracking labels attached to your package.** Select the Print button on the print dialog box that appears. Note: If your browser does not support this function select Print from the File menu to print the label.
- 2. Fold the printed label at the solid line below.** Place the label in a UPS Shipping Pouch. If you do not have a pouch, affix the folded label using clear plastic shipping tape over the entire label.
- 3. GETTING YOUR SHIPMENT TO UPS**
Customers with a Daily Pickup
 Your driver will pickup your shipment(s) as usual.

Customers without a Daily Pickup

Take your package to any location of The UPS Store®, UPS Access Point(TM) location, UPS Drop Box, UPS Customer Center, Staples® or Authorized Shipping Outlet near you. Items sent via UPS Return Services(SM) (including via Ground) are also accepted at Drop Boxes. To find the location nearest you, please visit the 'Find Locations' Quick link at ups.com.




Schedule a same day or future day Pickup to have a UPS driver pickup all of your Internet Shipping packages. Hand the package to any UPS driver in your area.

UPS Access Point™
THE UPS STORE
303 E GURLEY ST
PRESCOTT ,AZ 86301

UPS Access Point™
THE UPS STORE
1042 WILLOW CREEK RD
PRESCOTT ,AZ 86301

UPS Access Point™
THE UPS STORE
7760 E STATE ROUTE 69
PRESCOTT VALLEY ,AZ 86314

FOLD HERE

<p>JAMES CAIN 831-578-4245 AUTOCOM PERFORMANCE 8099 AVANTI DRIVE EL DORADO HILLS CA 95762</p> <p>SHIP TO: RA# 014214 18008338946 MOTORSHOP RETURNS 9 SCOBIE DRIVE NEWBURGH NY 12550-3258</p>	<p>14 LBS</p> <p>DWT: 14,7,4</p> <p>1 OF 1</p>	<p>NY 125 5-03</p> 	<p>UPS GROUND</p> <p>TRACKING #: 1Z TMH 973 03 0512 4079</p> 	<p>BILLING: P/P</p> <p>Reference# 1: RA#014214</p> <p>UPS 21.5.26. WINTNV50 15.04.07/2019</p> 
--	--	---	--	---