

# View/Print Label




- 1. Ensure there are no other shipping or tracking labels attached to your package.** Select the Print button on the print dialogue box that appears. Note: If your browser does not support this function, select Print from the File menu to print the label.
- 2. Fold the printed label at the solid line below.** Place the label in a UPS Shipping Pouch. If you do not have a pouch, affix the folded label using clear plastic shipping tape over the entire label.
- 3. GETTING YOUR SHIPMENT TO UPS**
  - Customers with a scheduled Pickup**
    - o Your driver will pickup your shipment(s) as usual.
  - Customers without a scheduled Pickup**
    - o Schedule a Pickup on ups.com to have a UPS driver pickup all of your packages.
    - o Take your package to any location of The UPS Store®, UPS Access Point(TM) location, UPS Drop Box, UPS Customer Center, Staples® or Authorized Shipping Outlet near you. To find the location nearest you, please visit the 'Locations' Quick link at ups.com.

UPS Access Point™  
 THE UPS STORE  
 2732 S PADRE ISLAND DR  
 CORPUS CHRISTI TX

UPS Access Point™  
 THE UPS STORE  
 5601 S PADRE ISLAND DR  
 CORPUS CHRISTI TX

UPS Access Point™  
 THE UPS STORE  
 6113 SARATOGA BLVD  
 CORPUS CHRISTI TX

FOLD HERE

<p>RYAN MCCARTHY        831-578-4245        RYAN MCCARTHY        430 INDIANA AVE        CORPUS CHRISTI TX 78404</p> <p><b>SHIP TO:</b>        CHAMPION COOLING - RA# 264155-25621        CHAMPION COOLING RETURNS        32373 CORYDON ST        LAKE ELSINORE CA 92530</p>	<p><b>19 LBS</b></p> <p>DWT: 29,24,8</p>	<p><b>1 OF 1</b></p>	<p><b>CA 923 1-04</b></p> 	<p><b>UPS GROUND</b></p> <p>TRACKING #: 1Z T08 9GK 03 0000 0612</p> 	<p>BILLING: P/P</p>	 <p>Reference #1: RMA 264155-25621</p> <p><small>XOL19,04,02    NV45 12,0A,04,2019</small></p>
---	--	----------------------	---	--	---------------------	---