

View/Print Label




1. **Ensure there are no other shipping or tracking labels attached to your package.** Select the Print button on the print dialogue box that appears. Note: If your browser does not support this function, select Print from the File menu to print the label.
2. **Fold the printed label at the solid line below.** Place the label in a UPS Shipping Pouch. If you do not have a pouch, affix the folded label using clear plastic shipping tape over the entire label.
3. **GETTING YOUR SHIPMENT TO UPS**
 - Customers with a scheduled Pickup**
 - o Your driver will pickup your shipment(s) as usual.
 - Customers without a scheduled Pickup**
 - o Schedule a Pickup on ups.com to have a UPS driver pickup all of your packages.
 - o Take your package to any location of The UPS Store®, UPS Access Point(TM) location, UPS Drop Box, UPS Customer Center, Staples® or Authorized Shipping Outlet near you. To find the location nearest you, please visit the 'Locations' Quick link at ups.com.

UPS Access Point™
FOODTOWN #530
87 MAIN ST
HASTINGS ON HUDSON NY
10706-1601

UPS Access Point™
THE UPS STORE
923 SAW MILL RIVER RD
ARDSLEY NY 10502-1106

UPS Access Point™
TANGLE WOOD STATIONARY
2264 CENTRAL PARK AVE
YONKERS NY 10710-1423

FOLD HERE

JAMES CAIN 831-578-4245 AUTOCOM PERFORMANCE 8099 AVANTI DRIVE EL DORADO HILLS CA 95762 SHIP TO: RETURNS - RMA: 296028 8315784245 MOTORSHOP 9 SCOBIE DRIVE NEWBURGH NY 12550	18 LBS 1 OF 1 DWT: 23.13.4	NY 125 5-03 	UPS GROUND TRACKING #: 1Z E32 ZT8 03 9784 7647 	BILLING: P/P  <small>XOL 18.03.09 NV45 99.0A 04/2018</small>
---	--	---	--	--