

View/Print Label

1. **Ensure there are no other shipping or tracking labels attached to your package.** Select the Print button on the print dialogue box that appears. Note: If your browser does not support this function, select Print from the File menu to print the label.
2. **Fold the printed label at the solid line below.** Place the label in a UPS Shipping Pouch. If you do not have a pouch, affix the folded label using clear plastic shipping tape over the entire label.

3. GETTING YOUR SHIPMENT TO UPS

Customers with a scheduled Pickup

- o Your driver will pickup your shipment(s) as usual.

Customers without a scheduled Pickup




- o Schedule a Pickup on [ups.com](https://www.ups.com) to have a UPS driver pickup all of your packages.
- o Take your package to any location of The UPS Store®, UPS Access Point(TM) location, UPS Drop Box, UPS Customer Center, Staples® or Authorized Shipping Outlet near you. To find the location nearest you, please visit the 'Locations' Quick link at [ups.com](https://www.ups.com).

UPS Access Point™
THE UPS STORE SE HABLA
ESPAÑOL
8209 MARKET ST
WILMINGTON NC

UPS Access Point™
THE UPS STORE
1121 MILITARY CUTOFF RD
WILMINGTON NC

UPS Access Point™
THE UPS STORE
341 S COLLEGE RD
WILMINGTON NC

FOLD HERE

<p style="text-align: right;">1 OF 1</p> <p>1 LBS DWT: 6.6,4</p> <p>SHIP TO: MICHAEL WANNER (570) 837-1603 MICHAEL WANNER 119 W MARKET ST MIDDLEBURG PA 17842</p> <p>JASON PREZIOSO (760) 586-4595 JASON PREZIOSO 102 RICH INLET DR. WILMINGTON NC 28411</p>	<p style="font-size: 2em; font-weight: bold;">PA 178 9-20</p> 	<p style="font-weight: bold;">UPS GROUND</p> <p>TRACKING #: 1Z C5B 3T8 03 2001 9814</p> 
		<p style="font-size: 0.8em;">XOL19.04.02 NV45 12.04.04/2019</p> 
		<p style="font-size: 0.7em;">BILLING: P/P</p>